

**1G TOGGLE /  
INTERMEDIATE 3-  
WAY / CROSS**

**ACTION: INTERMEDIATE TOGGLE ITEM**

**GROUP**



**KNURL: CROSS**

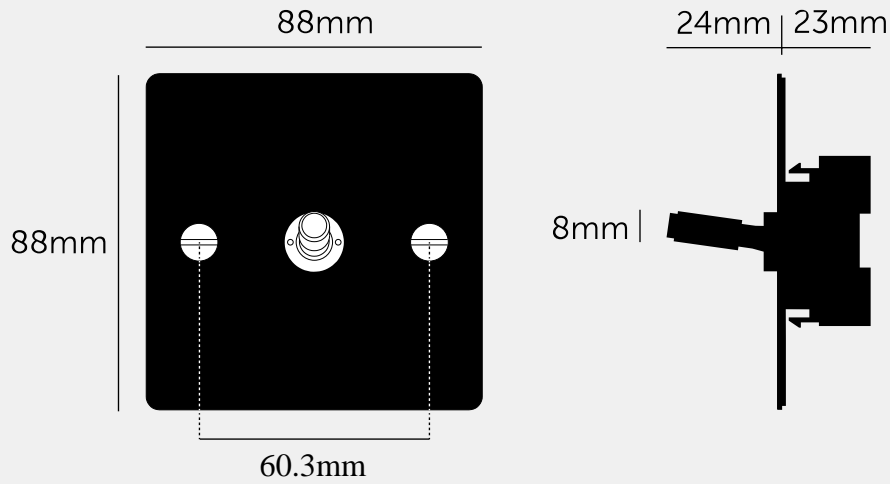
**RANGE: DIMMER / TOGGLE WALL PLATE**

A 1G intermediate toggle switch made from solid metal. It features a brushed solid metal plate, toggle module and a detail kit with our signature cross-knurled toggle arm, solid metal toggle nut and coin screws.

This switch is part of our Custom + Sockets collection, which can be customised in the years to come functionally and aesthetically. Simply switch out the modules, or change the look with one of our detail kits. This piece is delivered with its components in separate boxes.

See tech spec for more information and, if in doubt, always consult a licensed electrician.





#### SPECIFICATIONS

Solid metal switch plate with 1x intermediate toggle module.

Module: GZTM-013292  
 Style: On/Off Intermediate Toggle Switch  
 Switching: 3-way  
 220-250VAC / 10AX / 50Hz  
 Certification: BS EN 60669

For use with standard 1-way, 2-way and 3-way wiring accessories.  
 Not compatible with retractive switches and Buster + Punch multipoint dimmers.

Not suitable for motors, fans or any other type of large inductive load.  
 Make sure to consider the inrush current load on the circuit when specifying this module (10AX max.).

Compatible with UK standard 1G electricity back boxes (60.3mm screw spacing). See dimensions of chosen module for required backbox depth.  
 Box must be flush mounted.

#### FINISH & SKU NUMBERS

sku:	finish:	size:
GTK-025161	● black	1G
GTK-025166	black / brass	
GTK-025167	black / steel	
GTK-055162	● brass	1G
GTK-455163	● smoked bronze	1G
GTK-455168	smoked bronze / brass	
GTK-455169	smoked bronze / steel	
GTK-075164	● steel	1G
GTK-075170	steel / brass	
GTK-145165	● white	1G
GTK-145171	white / brass	
GTK-145172	white / steel	

#### INCLUDED

1 x 1G Wall Plate for 1x toggle  
 1 x 3-Way Toggle Module  
 1 x Toggle Detail Kit  
 1 x Plate Detail Kit  
 2 x 25mm Electricity Screws  
 2 x 50mm Electricity Screws

#### PLEASE NOTE

DISCLAIMER: Always consult a trade professional when installing this product. Buster + Punch is not responsible for the usage or feasibility of installation requirements. This product is not suitable for damp or wet environments.

#### CARE INSTRUCTIONS

Wipe with a dry lint free cloth with no loose hairs, avoid using any chemicals. Please note that finishes may age naturally with time and regular use.